

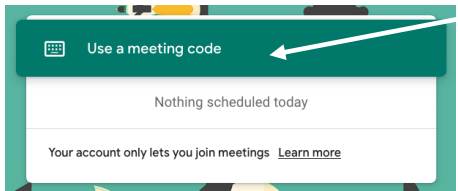
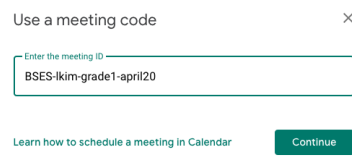

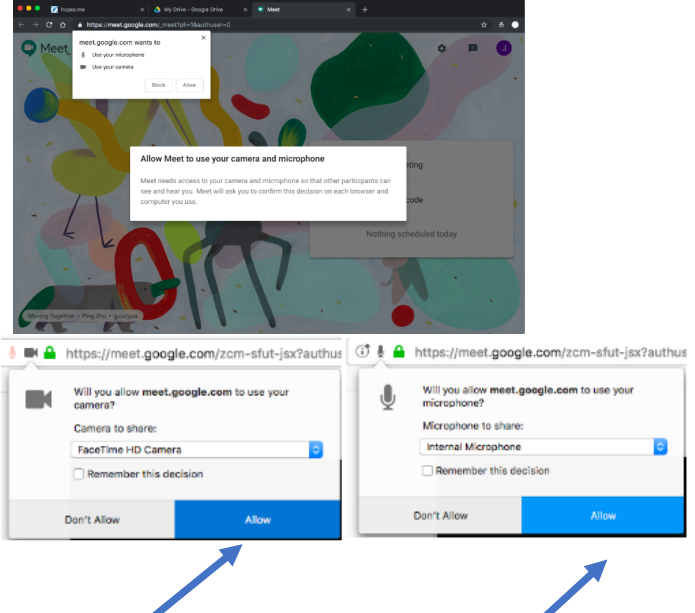


Google Meet Picture Directions:

<p>1.</p>	<p>Open an internet browser</p>	
<p>2.</p>	<p>Go to <u>hcpss.me</u> Select "Google Meet"</p>	
<p>3.</p>	<p>Select "Use a meeting code"</p>	
<p>4.</p>	<p>Copy and paste the meeting nickname from your teacher (example: BSES-1kim-grade1-april20)</p>	
<p>5.</p>	<p>Select continue</p>	
<p>6.</p>	<p>Allow Google Meet to use your microphone and video camera (first time only)</p>	

7.	You should see your picture – select join now to join the session.	
----	---	--

Created by Lindsey Kim - BSES. All images are screen shots. Modified by ESOL Team-DLES.